



KEY FEATURES

- Designed for use ROV use
- Helical high geared torque drive
- Drive positioned close to the cutter – for improved cut efficiency
- Auto feed - infinitely variable for differing cut conditions
- Geared mechanical depth display
- Constant pressure seal monitoring ports
- Internally pressure balanced for higher pressure applications
- Optional control panel with ROV handles, hot stab, frame handles and flotation can be provided
- Optional deployment basket can also be available

DESCRIPTION

The CHT1000-SSSW is a subsea hot tapping machine Hot Tapping Machine with a working pressure capacity of 5000 psi. The machine can hot tap from 3 – 12" and has a stroke of 40"

APPLICATIONS

CHT1000-SSSW Hot Tapping Machines are used make connections and branches on high pressure pipelines in subsea environments of up to 300m depth.

PATENT 0703716.1- International wo2008/104753

SPECIFICATIONS

Minimum tapping hole diameter	157mm	3"
Maximum tapping hole diameter	305mm	12"
Maximum design operating pressure	345 Bar	5000 Psi
Maximum operating temperature standard	100° C	212° F
Spindle bar travel	1101mm	43"
Spindle bar minimum clearance	75mm	3"
R.P.M	Min: 5	Max: 40
Drive – Hydraulic	4.0 Kw	5.4 Hp
Feed – Hydraulic	1.8 Kw	2.4 Hp
Hydraulic Flow Rate @80 Bar	50 L/min	13 Gal/min

FEED RATES

Manual Per Revolution	3.5mm	0.138"
Auto Feed Rates per rev	0 – 0.2mm / rev	0 – 0.008" / rev
Fast Traverse Feed Rate	6mm / min	6mm / min

INCLUDED AS STANDARD WITH MACHINE

The machine is supplied complete with the following items;

- ✓ Certified lifting frame
- ✓ Feed and drive motors
- ✓ Mounting studs & nuts
- ✓ Connection spool
- ✓ Pressure certification 5000 psi (345 bar)
- ✓ Air preparation (when used with pneumatic motor)
- ✓ Lifting brackets (3-4", 6-12")
- ✓ Cutter holders
- ✓ Connection hoses
- ✓ Pressure gauge
- ✓ Toolkit
- ✓ Packing list, manual and CE certification

SET UP AND OPERATION

The operator must be:

- Trained and conversant with the product
- Able to identify the correct and incorrect use of static or portable machines.
- Comply with all local and internationally recognised regulations regarding safe use of powered machines.

MACHINE WEIGHT

Including frame	kg	lbs
CHT1000-SSSW	823kg	1814 lbs

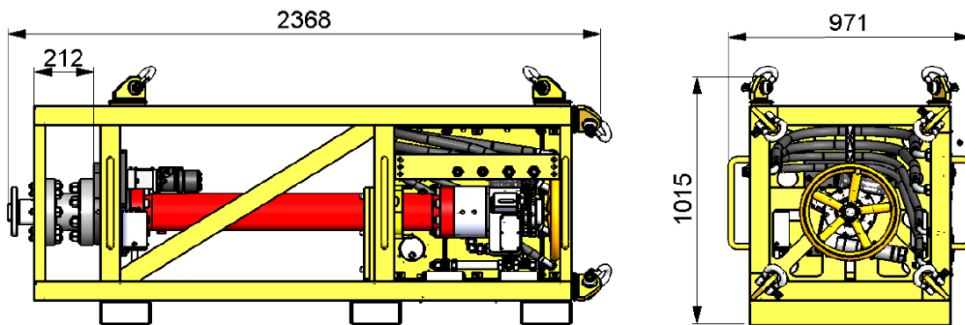
SHIPPING WEIGHT

Including frame	kg	lbs
CHT1000-SSSW	1361 kg	3000 lbs

SHIPPING DIMENSIONS

	Length	Width	Height
CHT1000-SSSW	290cm 114"	130cm (51")	145cm (57")

All weights and dimensions are approximate and for guidance only.



IMPORTANT
PLEASE REVIEW OPTIONS, ACCESSORIES
AND SPARE PARTS ON NEXT PAGES



CHT1000-SSW HOT TAPPING MACHINE OPTIONS & ACCESSORIES

STANDARD HOT TAP CUTTERS

Part number:
HTC3 – HTC36



HYDRAULIC POWER PACKS

CHT815-H	PP8-VP 100LPM @ 100 bar
CHT1000-H	
CHT1675-H	
CHT2000-H	PP4-D 100LPM @ 100 bar
CHT3000-H	



HOT TAP PILOT DRILLS

With wire retainers

Standard:
SHTPD3 – SHTPD36



EXTENDED HOT TAP PILOT DRILLS

With wire retainers

SHTPD3EX – SHTPD36EX



LINE STOP CUTTERS 4 -36"

Part number:
LSC4 – LSC36



LINE STOP PILOT DRILLS

With wire retainers

LSPD4 – LSPD36



STANDARD FLANGE ADAPTORS

(3 - 24") #150, #300, #600
150-3FA - 600-24FA




SPECIAL FLANGE ADAPTORS

3 - 24" #900, #2500, PN16, API
and line stop




EXTENDED HOT TAP CUTTERS FROM 3 - 36"

Part number:
HTC3EX - HTC36EX



LINE STOP FOLDING HEADS 4 – 24"


Part number: LSFH4 – LSFH36



CHT HOT TAPPING MACHINE OPTIONS & ACCESSORIES

LINE STOP ACTUATOR MACHINES

Manual and hydraulic



THIRD PARTY PRESSURE TEST WITH CALIBRATED TEST EQUIPMENT

Part number: CHT - 5000PT



HYDRAULIC POWER PACK

Diesel driven hydraulic power unit

Part number: PP-DW

