

KEY FEATURES

- Precision construction
- Preloaded cross roller drive, ensuring robust, repeatable machining
- Geared continuous groove facing feeds for a gramophone finish (ASME Standard)
- Additional leadscrew available for alternative finish
- Hardened slide ways, to maintain long term accuracy
- Quick-set integrated clamping jaws
- Swivel tool post for groove machining
- Auto-axial boring feed

DESCRIPTION

An externally mounted robust flange facing machine using fixed gears to produce continuous groove gramophone finishes to ASME Standard.

APPLICATIONS

For all types of flange facing, seal grooving, weld preparation and counter boring.

SPECIFICATION

Min Facing Diameter	0mm (0")	
Max Facing Diameter (Supplied tooling)	610mm (24")	
Clamping Range	310mm - 610mm (12.25" – 24")	
Tool Post Travel	102mm (4")	
Rpm (max)	18	
Standard drive type	Air	
Number of feed settings	2 (Coarse: in – Fine: out)	
Output	3.0kw (4 Hp)	
Air supply needed @ 90psi	1.42m3/min	50cfm

FACING FEED RATES & GROOVES PER INCH

	Finish	mm/rev	inches/rev	grooves/inch
1.75mm pitch feed screw (supplied)	Fine	0.275	0.011	93
	Coarse	1.550	0.022	46
1.25mm pitch feed screw (optional)	Fine	0.200	0.008	130
	Coarse	0.390	0.015	65

BORING FEEDS

Finish	mm/rev	inches/rev
Fine	0.180	0.007
Coarse	0.360	0.015

INCLUDED AS STANDARD WITH MACHINE

The machine is supplied complete with the following items;

- ✓ Toolkit including tools and inserts
- ✓ Air filter lubricator
- ✓ 1 lead screw
- ✓ Hose connection
- ✓ All required mounting clamps
- ✓ Storage / shipping box
- ✓ CE certificate,
- ✓ Packing list and manual

SET UP AND OPERATION

The operator must be:

- Trained and conversant with the product
- Able to identify the correct and incorrect use of static or portable machines.
- Comply with all local and internationally recognised safe use of powered machines.

COMPONENT WEIGHTS

Weight	143kg	315lbs
--------	-------	--------

SHIPPING WEIGHTS

1 Box Weight	193kg	426lbs
--------------	-------	--------

SHIPPING DIMENSIONS

	Length	Width	Height
1 Box	98cm (39")	96cm (38")	44cm (18")

IMPORTANT
PLEASE REVIEW OPTIONS, ACCESSORIES
AND SPARE PARTS ON NEXT PAGES



MM600e FLANGE FACING MACHINE OPTIONS & ACCESSORIES

SPARES KIT

Part number: MM600e-SK

Recommended for 2 year use. Kit varies by machine, but typically comprises machine bolts, ram bolts, feed nut screw, feed nut bolt, tool holder, spares kit for Modec motor).



OPTIONAL LEAD SCREWS

Part number: MME 6244

Used to create an alternative finish.

Description	Grooves per inch
1.25mm pitch	65, 130



SURFACE COMPARATOR

Part number: RBC0120

Surface finish comparisons for machine produced surface finishes, suitable for all single point machining applications.



RTJ MEASURING KIT

Part number: RTJM600


Kit for measuring ring type joints.



COMPACT FLANGE MACHINING KIT

Part number: MM600E-CFM


D section for to enable the machining of compact flanges



HYDRAULIC CONVERSION KIT

Part number: MM600e-14


Consisting of a hydraulic motor to replace the standard pneumatic motor. Hydraulic controls not included.



COMPACT FLANGE MACHINE

Part number: MM600E-CF

Complete machine to enable the machining of compact flanges



HYDRAULIC POWER PACK

Part number: PP1



LENS RING KIT

Part number: MM600e-LRK

Complete machine to enable the machining of compact flanges

