



KEY FEATURES

- Drive situated close to the cutter
- Helical geared drive
- 1 speed feed gearbox
- Hydraulic and pneumatic drive options
- Cutter holders included
- Industry standard connection flanges
- Fast traverse feed motors available
- Cutter holders included
- Interchangeable seal cartridge
- Industry standard connections

DESCRIPTION

A range of hot tapping machines are designed for low and medium pressure pipelines. Supplied with measuring rod and helical geared drive.

APPLICATIONS

MHT Hot Tapping Machines are used make connections and branches on low to medium pressure pipelines without the need for shutdown.

SPECIFICATIONS

	MHT3-12	MHT4-20	MHT8-24	MHT12-36	MHT12-42	MHT24-60
Min Tapping Diameter	76mm (3")	102mm (4")	203mm (8")	305mm (12")	305mm (12")	610mm (24")
Max Tapping Diameter	305mm (12")	508mm (20")	610mm (24")	914mm (36")	1067mm (42")	1524mm (60")
Connection Size	4" #600	4" #600	6" #600	6" #600	6" #600	12" #600
Max Operating Pressure	102bar (1480psi)	102bar (1480psi)	102bar (1480psi)	102bar (1480psi)	102bar (1480psi)	102bar (1480psi)
Max Operating Temperature Continuous (Standard)	200°C (390°F)	200°C (390°F)	200°C (390°F)	200°C (390°F)	200°C (390°F)	200°C (390°F)
Boring Bar Travel	1066mm (42")	1828mm (72")	2032mm (80")	2794mm(110")	3352mm (132")	4572mm (180")
Boring Bar Diameter	63.5mm (2.5")	63.5mm (2.5")	102mm (4")	102mm (4")	102mm (4")	165mm (6.5")
Cutter RPM, (Hydraulic)	0-31	5 - 40	5 - 40	5 - 40	5 - 40	1-25
Cutter RPM, (Pneumatic)	15 -33 (free speed)	15 - 33 (free speed)	N/A	N/A	N/A	N/A
Drive Supply Required (Hydraulic)	50Lpm (13 Gpm) @80bar	50Lpm (13 Gpm) @80bar	80Lpm (21 Gpm) @120 bar	80 Lpm (21 Gpm) @120bar	80 Lpm (21 Gpm) @120bar	80 Lpm (21 Gpm) @120bar
Drive Supply Required (Pneumatic)	2500 Lpm (90 CFM) @ 6 bar	2500 Lpm (90 CFM) @ 6 bar	N/A	N/A	N/A	N/A
Manual Feed Rate Per Revolution	8.46mm (0.333")	8.46mm (0.333")	8.46mm (0.333")	8.46mm (0.333")	8.46mm (0.333")	8.46mm (0.333")
Auto Feed Rate (standard)	0.076mm (0.003")	0.076mm (0.003")	0.076mm (0.003")	0.076mm (0.003")	0.076mm (0.003")	0.076mm (0.003")
Fast Traverse Feed Rate	150mm/min (6"/min)	150mm/min (6"/min)	150mm/min (6"/min)	150mm/min (6"/min)	150mm/min (6"/min)	150mm/min (6"/min)
Fast Traverse Feed supplied as standard	No	No	Yes	Yes	Yes	Yes

INCLUDED AS STANDARD WITH MACHINE

The machine is supplied complete with the following items;

- ✓ Drive motor
- ✓ Air preparation (with pneumatic motor)
- ✓ Lifting brackets
- ✓ Cutter holders
- ✓ Hose connections
- ✓ Valve and pressure gauge
- ✓ Toolkit,
- ✓ Mounting studs, nuts, RTJ soft iron ring
- ✓ #600 RTJ connection spool
- ✓ Packing list, manual and certification

SET UP AND OPERATION

The operator must be:

- Trained and conversant with the product
- Able to identify the correct and incorrect use of static or portable machines.
- Comply with all local and internationally recognised regulations regarding safe use of powered machines.

SHIPPING DIMENSIONS

Machine	Length	Width	Height
MHT3-12	279cm (110")	62cm (24")	69cm (27.2")
MHT4-20	270cm (106")	69cm (28")	74cm (29")
MHT8-24	387cm (152")	69cm (27")	76cm (30")
MHT12-36	462cm (182")	69cm (16.5")	76cm (30")
MHT12-42	514cm (202")	42cm (16.5")	53cm (21")
MHT24-60			
Box 1	656cm (258")	37cm (15")	56cm (22")
Box 2	135cm (53")	135cm (53")	177cm (70")
Box 3	138cm (54")	108cm (43")	120cm(47")

SHIPPING WEIGHTS

Machine	kg	lbs
MHT3-12	648 kg	1429 lbs
MHT4-20	869 kg	1916 lbs
MHT8-24	1180 kg	2601lbs
MHT12-36	1703 kg	3754 lbs
MHT12-42	1614 kg	3558 lbs
MHT24-60	3383 kg	7458 lbs

MACHINE WEIGHTS

Machine	kg	lbs
MHT3-12	477 kg	1051 lbs
MHT4-20	596 kg	1314 lbs
MHT8-24	915kg	2017 lbs
MHT12-36	1371 kg	3023 lbs
MHT12-42	1229kg	2709 lbs
MHT24-60	2910 kg	6415 lbs

All weights and dimensions approximate and for guidance only. Weights vary depending upon options selected.

IMPORTANT
PLEASE REVIEW OPTIONS, ACCESSORIES
AND SPARE PARTS ON NEXT PAGES



MHT HOT TAPPING MACHINE OPTIONS & ACCESSORIES


HYDRAULIC POWER PACKS

Machine	Power Pack
MHT312	PP8-VP
MHT416	
MHT420	
MHT824	
MH1236	PP4-D
MHT1242	
MHT24-60	




LADDERS

Details on request




SKIDS

Details on request



HIGH TEMPERATURE SEAL SETS

Temperature: 700 deg F 371 deg C
Sizes: 2.5", 4", 6.5"



STANDARD HOT TAP CUTTERS
STANDARD FLANGE ADAPTORS
STANDARD HOT TAPPING PILOT DRILLS
STANDARD LINE STOPPING CUTTERS
STANDARD LINE STOPPING PILOT DRILLS

Refer to tables below and attached



STANDARD FLANGE ADAPTORS 4", 6", 12" Class 600 Connection

Nominal Size		ASME Class 150			ASME Class 300			ASME Class 600		
Inches	DN	lbs	kgs	Part no.	lbs	kg	Part no.	lbs	kg	Part no.
12	300	170	77	On request	232	105	On request	268	121.8	On request
14	350	240	109	On request	255	116	On request	354	161	On request
16	400	280	127	On request	315	143	On request	510	232	On request
18	450	329	149	On request	363	165	On request	560	254	On request
20	500	416	189	On request	465	211	On request	730	332	On request
22	550	425	193	On request	567	257	On request	925	420	On request
24	600	612	278	On request	786	357	On request	1125	510	On request
26	650	633	287	On request	920	417	On request	1260	572	On request
28	700	700	318	On request	1066	484	On request	1530	695	On request
30	750	791	359	On request	1375	624	On request	1875	815	On request
32	800	990	449	On request	1580	720	On request	2036	924	On request
34	850	1250	568	On request	2250	1022	On request	2450	1113	On request
36	900	1650	748	On request	2650	1200	On request	2615	1186	On request
38	950	2044	929	On request	2768	1258	On request	4064	1856	On request
40	1000	2242	1019	On request	2875	1307	On request	5042	2292	On request
42	1050	2870	1305	On request	3410	1550	On request	5736	2067	On request

MHT HOT TAPPING MACHINE OPTIONS & ACCESSORIES

STANDARD HOT TAPPING CUTTERS

Nominal Size		Actual Size		Standard Hot Tap Cutters			Standard Hot Tap Pilot Drills		
Inches	DN	Inches	mm	lbs	kg	Part no.	lbs	kg	Part no.
12	300	11.5	292.1	36	16	HTC12	2.5	1	SHTPD12
14	350	12.75	323	42	19	HTC14	5.5	2.5	SHTPD14
16	400	14.68	373	61	28	HTC16	6	2.7	SHTPD16
18	450	15.06	383	73.5	33	HTC18	6	2.7	SHTPD18
20	500	17	432	84	38	HTC20	6.5	3	SHTPD20
22	550	19	483	98	45	HTC22	7.5	3.4	SHTPD22
24	600	21	533	125	57	HTC24	8	3.6	SHTPD24
26	650	23	584	135	61	HTC26	8.5	3.8	SHTPD26
28	700	25	635	153	71	HTC28	10.5	4.7	SHTPD28
30	750	27	686	232	105	HTC30	11	5	SHTPD30
32	800	29	737	275	125	HTC32	15	6.8	SHTPD32
34	850	31	787	330	150	HTC34	15	6.8	SHTPD34
36	900	33	838	395	179	HTC36	18	8.1	SHTPD36
38	950	35	889	430	195	HTC38	18	8.1	SHTPD38
40	1000	36.87	937	450	204	HTC40	20	9	SHTPD40
42	1050	38.87	387	523	238	HTC42	20	9	SHTPD42

STANDARD LINE STOPPING CUTTERS

Nominal Size		Actual Size		Standard Line Stop Cutters			Standard Line Stop Pilot Drills		
Inches	DN	Inches	mm	lbs	kg	Part no.	lbs	kg	Part no.
12	300	11.81	299.9	40.5	18	LSC12	2.5	1	LSPD12
14	350	13.06	332	49	22	LSC14	5.5	2.5	LSPD14
16	400	15.06	383	64	29	LSC16	6	2.7	LSPD16
18	450	17	432	84	38	LSC18	6	3	LSPD18
20	500	19	483	98	45	LSC20	6.5	2.9	LSPD20
22	550	21	533	125	57	LSC22	7.5	3.4	LSPD22
24	600	23	584	135	61	LSC24	8	3.6	LSPD24
26	650	25	635	156	71	LSC26	8.5	3.8	LSPD26
28	700	27	686	232	105	LSC28	10.5	4.7	LSPD28
30	750	29	737	275	125	LSC30	11	5	LSPD30
32	800	31	787	330	150	LSC32	15	6.8	LSPD32
34	850	33	838	395	179	LSC34	15	6.8	LSPD34
36	900	35	889	430	195	LSC36	18	8.1	LSPD36
38	950	36.87	937	450	204	LSC38	18	8.1	LSPD38
40	1000	38.87	987	523	238	LSC40	20	9	LSPD40
42	1050	40.87	1038	606	276	LSC42	20	9	LSPD42