



## KEY FEATURES

- Choice of two sizes
- Manual rotation & feed
- 2" NPT connection
- Lightweight construction
- Pressure 102 bar (1480 psi)

## DESCRIPTION

The HTM range comprises of two manually operated hot tapping tools, each with a maximum working pressure capacity of 1480 p.s.i. Spindle strokes of are 18" and 32", and maximum tapping diameters are 4" and 6".

## APPLICATIONS

The HTM100 and HTM150XL are specifically designed for the water, gas and petrochemical industries.

## SPECIFICATIONS

	HTM100		HTM150XL	
Minimum tapping hole diameter	13mm	1/2"	13mm	1/2"
Maximum tapping hole diameter	102mm	4"	152mm	6"
Maximum design operating pressure	102 Bar	1480 Psi	102 Bar	1480 Psi
Maximum operating temperature	200° C	392° F	200° C	392° F
Spindle bar travel	457mm	18"	813mm	32"
Optional pneumatic drive RPM (min – max)	0	200	0	200

## FEED RATES

	HTM100		HTM150XL	
Manual Per Revolution	3.0mm/rev	0.118"/rev	3.0mm/rev	0.118"/rev

## INCLUDED AS STANDARD WITH MACHINE

The machine is supplied complete with the following items;

- ✓ Toolkit
- ✓ All required hole saw adapters and drive plates
- ✓ Storage / shipping box
- ✓ CE certificate
- ✓ Packing list and manual

## SET UP AND OPERATION

The operator must be:

- Trained and conversant with the product
- Able to identify the correct and incorrect use of static or portable machines.
- Comply with all local and internationally recognised regulations regarding safe use of powered machines.

### MACHINE WEIGHT

HTM100	19kg	42lbs
HTM150XL	32kg	70lbs

### SHIPPING WEIGHT

HTM100	44kg	97lbs
HTM150XL	68kg	150lbs

### SHIPPING DIMENSIONS


	Length	Width	Height
HTM100	126cm (50")	40cm (16")	36cm (14")
HTM150XL	207cm (81")	40cm (16")	35cm (14")

All weights and dimensions are approximate and for guidance only.

**IMPORTANT**  
PLEASE REVIEW OPTIONS, ACCESSORIES  
AND SPARE PARTS ON NEXT PAGES




## HTM HOT TAPPING OPTIONS & ACCESSORIES

	Part number	Description	Quantity
	HTM100	(1/2" - 4") HOT TAP MACHINE	1
	HTM1504	18" STROKE SHORT DRILL SHAFT	1

### FLANGE ADAPTERS

	TA2-2	2" NPT THREADED ADAPTER	2
	FA2#150	2" #150 FLANGE ADAPTER	1
	FA3#150	3" #150 FLANGE ADAPTER	1
	FA4#150	4" #150 FLANGE ADAPTER	1
	FA2#300	2" #300 FLANGE ADAPTER	1
	FA3#300	3" #300 FLANGE ADAPTER	1
	FA4#300	4" #300 FLANGE ADAPTER	1


### STANDARD DRILLS

	HTMD1/2	1/2" STANDARD DRILL	1
	HTMD1	1" STANDARD DRILL	1
	HTMD11/4	1-1/4" STANDARD DRILL	1
	HTMD11/2	1-1/2" STANDARD DRILL	1

### HOLE SAW TOOLING

	HTMHSP2	2-3" HOLE SAW HOLDER & PILOT DRILL	1
	HTMHSP3	3-6" HOLE SAW HOLDER & PILOT DRILL	1

### HOLE SAW CUTTERS

	HTMHSA2	2" HOT TAP HOLE SAW	1
	HTMHSA3	3" HOT TAP HOLE SAW	1
	HTMHSA4	4" HOT TAP HOLE SAW	1