


MM610i (2 - 24") Flange Facer

MIRAGE



An internally mounted lightweight yet strong flange facing machine for all types of flange facing, seal groove machining, weld prep and counter boring

- **Hardened dovetail slides**
- **Lightweight precision construction**
- **Preloaded taper roller drive**
- **Geared facing and striker boring feeds**
- **Swivel tool post**
- **Helical drive for superior surface finish**
- **Quick set independent base**



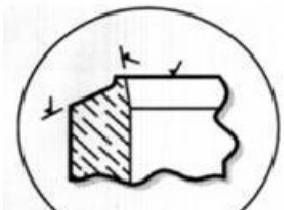
RTJ 'V' GROOVES



'LENS' RING



PROFILE GROOVES



WELD PREPS

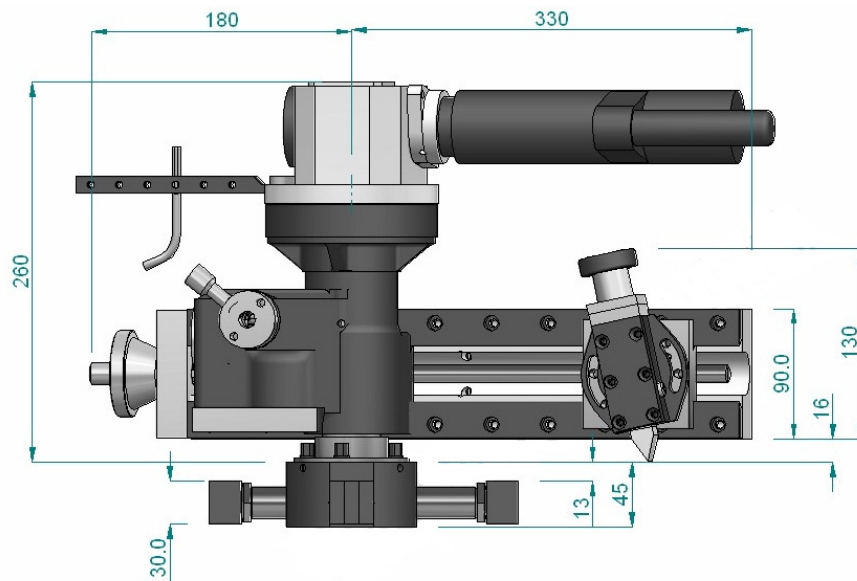
MM610i Technical Details

RANGE		
Minimum Facing diameter	50mm	2"
Maximum Facing diameter	610mm	24"
Minimum Clamping diameter	50mm	2"
Maximum Clamping diameter	508mm	20"
Tool post travel	50mm	2"
R.P.M	Min: 20	Max: 42
Drive – Pneumatic @ 90 p.s.i (6 bar)	0.9 Hp	0.67 Kw
Air Consumption / supply required	42 s.c.f.m	1.19 m3/m

FEED RATES		
Facing feeds (1.75mm pitch feed screw)	0.12 / 0.48mm	0.006 / 0.019"
Facing feeds (1.25mm pitch feed screw)	0.08 / 0.32mm	0.003 / 0.013"
Facing feeds (1.0mm pitch feed screw)	0.06 / 0.24mm	0.002 / 0.010"

WEIGHTS AND DIMENSIONS		
Machine weight (independent base)	15 kgs	33 lbs
Shipping weight	55 kgs	121 lbs

Shipping dimensions	L - 65cm - (25")	W- 65cm (25")	H- 25cm (10")
---------------------	------------------	---------------	---------------



The machine is supplied complete with toolkit including tools and inserts, air filter lubricator and hose connection, all required mounting bases and extensions, storage / shipping box, CE certificate, Packing list and Manual

20/21 The Parker Centre, Mansfield Road. DERBY DE21 4SZ. UK

Tel: +44 (0)1332 291767 Fax: +44 (0)1332 290867

Email: sales@mirage-machines.co.uk www.mirage-machines.co.uk