


MM600E (0 - 24") Flange Facer

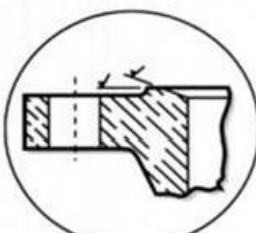
An externally mounted flange facing machine for all types of flange facing, seal groove machining, weld prep and counter boring



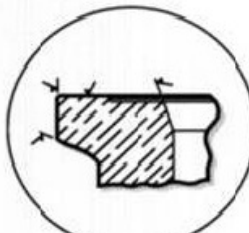
- **Hardened dovetail slides**
- **Preloaded cross roller drive ring**
- **360 degree powered tool post (patented)**
- **Geared facing and boring feeds**
- **Helical drive for superior surface finish**
- **Quick set independent base**
- **Adjustable base jaws**



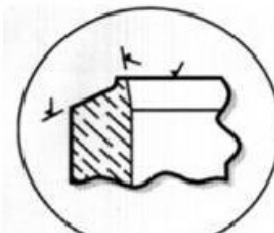
RTJ 'V' GROOVES



'LENS' RING



PROFILE GROOVES



WELD PREPS

MM600E Technical Details

RANGE

Minimum Facing diameter	0mm	0"
Maximum Facing diameter	610mm	24"
Minimum Clamping diameter	305mm	12"
Maximum Clamping diameter	610mm	24"
Tool post travel	100mm	4"
R.P.M	Min: 15	Max: 33
Drive – Pneumatic @ 90 p.s.i (6 bar)	3.5 Hp	2.61 Kw
Air Consumption / supply required	96 s.c.f.m	2.69 m3/m

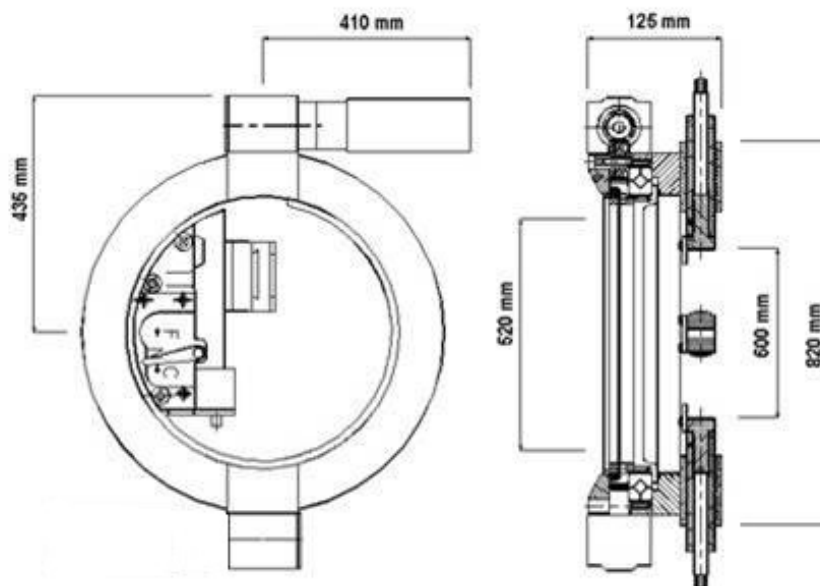
FEED RATES

Facing continuous groove (fine /coarse)	0.20 / 0.80mm	0.008 / 0.032"
Boring feeds (coarse / fine)	0.18 / 0.72mm	0.007 / 0.028"

WEIGHTS AND DIMENSIONS

Machine weight (independent base 14kgs)	200 kgs	440 lbs
Shipping weight	247 kgs	543 lbs

Shipping dimensions	L - 100cm - (40")	W- 96cm (38")	H- 57cm (22.5")
---------------------	-------------------	---------------	-----------------



The machine is supplied complete with toolkit including tools and inserts, air filter lubricator and hose connection, all required mounting bases and extensions, storage / shipping box, CE certificate, Packing list and Manual

10 Enterprise Way, Jubilee Parkway. DERBY DE21 4BB. UK

Tel: +44 (0)1332 291767 Fax: +44 (0)1332 370356

Email: sales@mirage-machines.co.uk www.mirage-machines.co.uk



MIRAGE