


MM1500i (12 - 60") Flange Facer



An internally mounted flange facing machine for all types of flange facing, seal groove machining, weld prep and counter boring

- **Induction hardened 'V' slides**
- **Turcite coated slide ways**
- **Ball screw for elimination of backlash**
- **4 continuous groove feed gearbox**
- **360 degree power feed tool post (patented)**
- **Low noise level 3.5hp drive**
- **Quick set adjustable jaws**



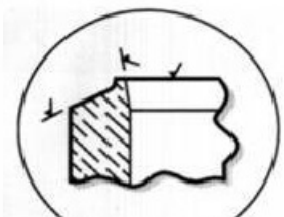
RTJ 'V' GROOVES



'LENS' RING



PROFILE GROOVES



WELD PREPS

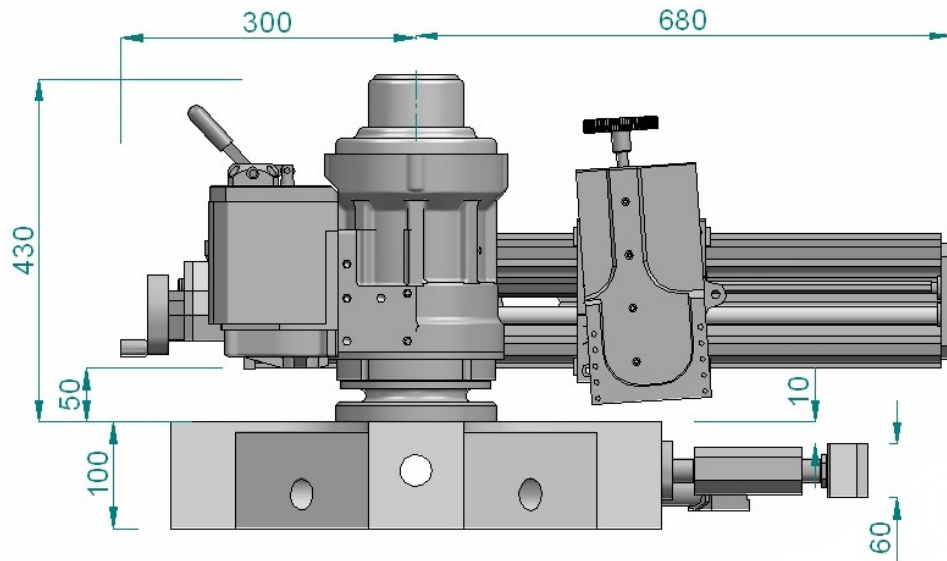
MM1500i Technical Details

RANGE		
Minimum Facing diameter	305mm	12"
Maximum Facing diameter	1525mm	60"
Minimum Clamping diameter	290mm	11.4"
Maximum Clamping diameter	1400mm	55"
Tool post travel	102mm	4"
R.P.M	Min: 5	Max: 22
Drive - Pneumatic @ 90 p.s.i (6 bar)	3.5 Hp	2.61 Kw
Air Consumption / supply required	98 s.c.f.m	2.69 m3/m

FEED RATES		
Facing Feed rates (4 off in) (4 off out)	0.10 - 0.81mm	0.004 - 0.032"
Boring feed rates (4 off down) (4 off up)	0.03 - 0.25mm	0.001 - 0.010"

WEIGHTS AND DIMENSIONS		
Machine weight including arm (not base)	80 kgs	176 lbs
Shipping weight	309 Kgs	680 lbs

Shipping dimensions	L - 111cm - (44")	W- 58cm (23")	H- 83cm (33")
---------------------	-------------------	---------------	---------------



The machine is supplied complete with toolkit including tools and inserts, air filter lubricator and hose connection, all required mounting bases and extensions, storage / shipping box, CE certificate, Packing list and Manual

10 Enterprise Way, Jubilee Parkway. DERBY DE21 4BB. UK

Tel: +44 (0)1332 291767 Fax: +44 (0)1332 370356

Email: sales@mirage-machines.co.uk www.mirage-machines.co.uk